

omega
altise

OPERATION, MAINTENANCE AND SAFETY INSTRUCTIONS

FOR OMEGA ALTISE BOX FAN
Model OA30GW



Contents

IMPORTANT SAFETY INSTRUCTIONS	3
TECHNICAL DETAILS	4
OPERATION	5
MAINTENANCE	6
TROUBLESHOOTING.....	6
WARRANTY	7

IMPORTANT SAFETY INSTRUCTIONS

READ CAREFULLY BEFORE ATTEMPTING TO ASSEMBLE, INSTALL, OPERATE OR MAINTAIN THE PRODUCT DESCRIBED. PROTECT YOURSELF AND OTHER BY OBSERVING ALL SAFETY INFORMATION. FAILURE TO COMPLY WITH INSTRUCTIONS COULD RESULT IN PERSONAL INJURY AND/OR PROPERTY DAMAGE !

1. Read all instructions carefully before using the FAN.
2. Use this FAN only as described in this manual. Any other use not recommended by the manufacturer may cause fire, electrical shock, or injury to persons.
3. Remove the package and ensure that the FAN is undamaged. In case of doubt do not use FAN and contact with your supplier.
4. Do not let children play parts of package.
5. Before use the FAN, check if the voltage marked on the rating label corresponds to the mains in your home.
6. Extreme caution is necessary when the FAN is used by or near children or Invalids and whenever the FAN is left operating unattended.
7. Avoid using extension cord as the extension cord may overheat and cause a risk of fire.
8. Do not pull the power cord to disconnect with power source. Always grasp the plug to pull out.
9. Do not insert any objects into the FAN as it may cause an electric shock or injure or damage to the FAN. Do not block or tamper with the FAN in any manner while it is in operation.
10. Do not leave the FAN unattended.
11. This FAN is not intended for use in wet or damp locations. Never locate a FAN where it may fall into a bathtub or other water container.
12. Do not use FAN outdoors.
13. Disconnect the fan from the mains power when not in use, and before servicing or performing any maintenance.

WARNING :
The Main Power Switch and the On/Off switch should not be used as the sole means of disconnecting power. Always unplug the power cord before servicing or moving the unit.

14. Keep the fan clean and maintain in good condition (use an authorized service agent).
15. Use recommended parts only (non-genuine parts may be dangerous and will invalidate your warranty).
16. When not in use store in a safe, dry, childproof location.
17. This appliance can be used by children aged from 8 years and above and persons with reduced physical, sensory or mental capabilities or lack of experience and knowledge if they have been given supervision or instruction concerning use of the appliance in a safe way and understand the hazards involved. Children shall not play with the appliance. Cleaning and user maintenance shall not be made by children without supervision.
18. The back housing shall not dismantle, removal will be dangerous.
19. Children should be supervised to ensure that they do not play with the appliance.

WARINNG: To avoid danger of electric shock, unplug from outlet when not in use and before cleaning. If the supply cord is damaged, it must be replaced by the manufacturer, its Service Agent or similarly qualified persons in order to avoid a hazard. In order to avoid overheating, do not cover the appliance. Do not use the appliance in the immediate surrounding of a bath, shower or swimming pool.



TECHNICAL DETAILS

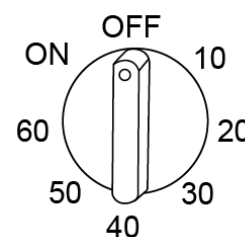
Model	OA30GW
Fan Speeds	3
Rated Wattage	50W
Input Supply	220-240V / 50Hz



OPERATION


USING YOUR FAN

To operate your fan, turn it on by moving the Timer Switch(1) to the ON position. The fan cannot be operated unless this switch is ON.



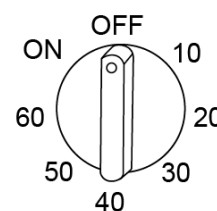
SPEED CONTROL

A multi-position switch (2) allows you to adjust the speed of your fan in 3 steps. Choose "0" to stop the fan, and "1", "2", or "3" to adjust the fan's speed to Low, Medium, or High, respectively. Each switch selection is duplicated for convenience.



60 MINUTE TIMER

If you wish your fan to shut itself off after a designated Time period, you can set the Timer Switch to the chosen Interval in 10 minute steps-up to 60 minutes. Once done, The timer will work its way down to zero, at which time it will shut off.



LOUVER CONTROL

Your Omega Altise Box Fan is equipped with a Louver Control Switch (3) for Louver (4) operation. Placing the switch in the MOVE position allows the Louver to rotate in a clockwise direction, distributing the airflow from side to side without the need for a "panning" fan head.



MAINTENANCE

WARNING:  **ALWAYS UNPLUG THE CORD BEFORE MOVING OR SERVICING, DO NOT IMMERSE APPLIANCE IN WATER!**

1. Cleaning and maintenance shall not be made by children without supervision.
2. Clean the body of fan with a soft damp cloth.
3. Always make sure that the appliance is completely dry before connecting back to the mains supply.
4. Make sure no water enters the control panel or fan motor.
5. Store the fan in a cool dry place.

CAUTION: Do not use gasoline, benzene, thinner, harsh cleaners, etc. as they will damage the tower fan. NEVER use ALCOHOL OR SOLVENTS.

TROUBLESHOOT

Do not repair or disassemble the unit by yourself, unauthorized repair attempts will invalidate the warranty and may cause bodily harm.

Issue	Possible Reason	Solution
No power	<ol style="list-style-type: none"> 1. Power cord is unconnected 2. There is no power from socket 3. The power switch is not on 	<ol style="list-style-type: none"> 1. Connect the power cord 2. Check socket is turned on 3. Turn the unit on
Odour emission from unit	1. New unit. When the unit is used for the first time the fan motor may produce an odour which will dissipate within a week of use	1. No action required
Strong vibrations and noise	<ol style="list-style-type: none"> 1. Fan is not used on a flat surface 2. Fan may be damaged 	<ol style="list-style-type: none"> 1. Place on a flat surface. May put an anti-vibration mat underneath 2. If fan is damaged discontinue use and contact service centre.

If the above solutions do not resolve the problem please contact the service centre.

It is important that you retain these instructions, proof of purchase as well as other important documents about this product for future reference. Due to continual product development, Omega Altise reserves the right to alter specifications or appearances without notice. Dispose of packaging responsibly – recycle where facilities are available.

WARRANTY



AUSTRALIAN CUSTOMERS

Our goods come with guarantees that cannot be excluded under the Australian Consumer Law. You are entitled to a replacement or refund for a major failure and for compensation for any other reasonably foreseeable loss or damage. You are also entitled to have the goods repaired or replaced if the goods fail to be of acceptable quality and the failure does not amount to a major failure.

NEW ZEALAND CUSTOMERS

Nothing herein contained shall be construed in any way as excluding or limiting your rights under the Consumer Guarantee Act 1993.

Our Warranty

This product is also covered by the manufacturer's warranty set out in this document (**Our Warranty**). Our Warranty is for a period of **twelve (12)** months from the date of purchase. This is in addition to (and does not exclude, restrict or modify) any rights or remedies to which you may already be entitled under the Australian Consumer Law or the New Zealand Consumer Guarantee Act 1993 relating to this product.

Our Warranty (which is subject to the conditions below) covers rectification free of charge of any fault arising from defective materials or components, or faulty workmanship. The product will be repaired or replaced at the option of Omega Altise.

OUR WARRANTY is subject to the following conditions:

1. That the purchaser contact Omega Altise prior to any product repair.
2. That the purchaser carefully follows all instructions provided with the product and complies with all relevant electrical & plumbing regulations in their State when installing the product.
3. That the purchaser carefully follows the instructions provided in the owner's handbook relating to the proper use and care of the product and does not use the product for any purpose other than the DOMESTIC use for which it has been designed. If the appliance is used in commercial applications or for rental purposes, Our Warranty is limited to a warranty of Twelve (12) months covering all parts with Three (3) months on any labour cost of service or repair.

WHAT IS COVERED: By Our Warranty:

During the warranty period, Omega Altise or its authorised Service Centre will at no extra charge, if your appliance is readily accessible without the need of special equipment and subject to the terms and conditions of this warranty, repair or replace any parts which it considers defective.

WHAT IS NOT COVERED: By Our Warranty:

1. Products installed damaged or incomplete or not in compliance with the relevant electrical & plumbing regulations in their State.
2. Normal wear and tear e.g. cleaning, filters etc.
3. Failure resulting from power surges and electrical storms.
4. Insect or vermin infestation.
5. Unauthorised repairs or use of non-genuine parts.
6. Any failure caused by the product not being used in accordance with the instruction and the installation manual provided with the product.
7. Misuse or abuse, including failure to properly maintain or service.
8. The clearing of lint, hair or dirt from within the appliance.
9. Damage which occurs during delivery or installation.
10. Claims to product surface coating due to liquid or solid spill-overs, accidental damage or damage caused from cleaning products not recommended by Omega Altise.

HOW TO CLAIM OUR WARRANTY

Please refer to our website address below for Shriro Australia in Australia or Monaco Corp in New Zealand to register your warranty online. If you are contacting us regarding any warranty claims and spare part enquiries, please make sure you have the following information on hand:

1. Product Name/Model Number
2. Serial Number
3. Purchase Date (as per invoice, or proof of purchase)
4. Purchased from
5. Warranty Registration Number

IN AUSTRALIA

Omega Altise is a division of Shriro Australia Pty Limited
Distributed by World Wide Appliances Pty LTD
Customer care: 1300 766 066
Email: customercare@worldwideappliances.com.au
Web: www.omegaltise.com.au

IN NEW ZEALAND

Omega Altise is a division of Monaco Corporation Ltd
(Member of Shriro Australia PTY LTD)
Phone (09) 415 6000
Email: customercare@monacocorp.co.nz
Web: www.omegaltise.com.au

omega
altise

WORLD WIDE APPLIANCES
48 Moore Street
Leichhardt, NSW 2040 Australia
Tel: 1300 766 066
Website: www.everdure.au